



Quality Residential Solutions  
**P-SERIES**  
 CONVERSION BURNERS

**The New and Improved P-Series**

P-Series conversion burners are the perfect choice for residential applications converting from heating oil to natural or LP gas. Designed specifically to replace oil fired burners in a furnace, boiler or water heater, the newly designed P250AF-E and P265F BB-E conversion burners integrate innovative features and a refined design with the same proven performance and reliability that have distinguished the P-Series burner for decades.

The newly designed P-Series houses all electrical components in a discreet enclosure, ensuring a sleek, streamlined appearance and a straightforward installation. All units include a die cast aluminum housing for precise alignment of parts, along with a machined cast iron venturi for superior gas/air mixing. The universal mounting flange adapts to any appliance, making the P-Series burner extremely flexible in its application.


**P Series Features**

- ✓ Electrical enclosure hides most wires from view
- ✓ Multi-try ignition replaces single try
- ✓ Terminal blocks replace wire nuts for quicker and easier troubleshooting
- ✓ One configuration for the entire firing range; no parts to interchange
- ✓ Reliable field proven P-Series performance
- ✓ Direct spark ignition; no pilot issues
- ✓ Simple diagnostic indicator light

**Why convert to Natural Gas?**


- Burns cleaner and has lower carbon emissions than heating oil
- No unpleasant odors or soot
- Constant supply; no need to schedule deliveries or pay in advance
- Natural gas is a product of North America; less vulnerable to price spikes from global conflicts
- No costly annual tune-ups

**P250AF-E**



- 50,000 to 250,000 Btu/hr firing range
- Adjustable flame spreader
- Multi-try ignition
- 8" air tube for insertions up to 7"

**P265F BB-E**



- 65,000 to 200,000 Btu/hr firing range
- Fixed flame spreader
- Multi-try ignition
- Available BB version with stainless steel air tube and flame ring for boiler installations.

# P250AF-E

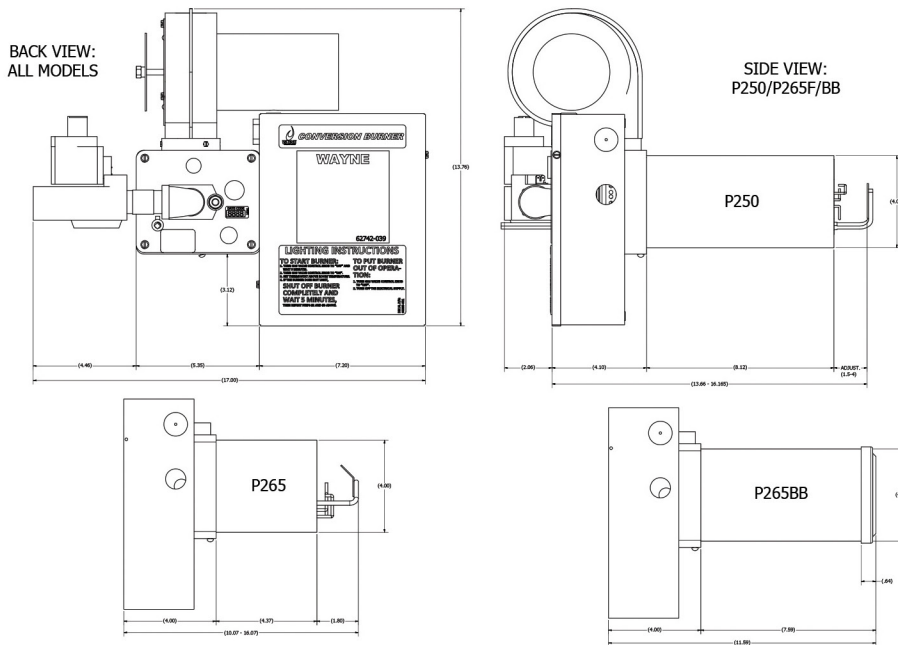
# P265F BB-E

|                       |  |
|-----------------------|--|
| Minimum Btu/hr input  | 50,000 Btu/hr                                  |
| Maximum Btu/hr input  | 250,000 Btu/hr                                 |
| Voltage               | 120V, 60hz                                     |
| Gas pressure required | Natural gas - 4.5" w.c.<br>LP gas - 11.0" w.c. |
| Ignition source       | Direct spark ignition                          |
| Gas valve             | 24 vac   |
| Gas connection        | 1/2" NPT                                       |
| Air tube diameter     | 4"   |

|                       |  |
|-----------------------|--|
| Minimum Btu/hr input  | 65,000 Btu/hr                                  |
| Maximum Btu/hr input  | 200,000 Btu/hr                                 |
| Voltage               | 120V, 60hz (can run 50 hz**)                   |
| Gas pressure required | Natural gas - 4.5" w.c.<br>LP gas - 11.0" w.c. |
| Ignition source       | Direct spark ignition                          |
| Gas valve             | 24 vac   |
| Gas connection        | 1/2" NPT                                       |
| Air tube diameter     | 4"   |

\*Reduces maximum output to 208,000 Btu/hr

\*\*Reduces maximum output to 166,000 Btu/hr



## Available Accessories for the P-SERIES

- Gas type conversion kits
  - Natural gas → LP, PN: 62955-001
  - LP → Natural gas, PN: 62956-001
- Fine-adjustment numbered air shutter, PN: 63566-SER

| Model | Part # | Airtube Length | Fuel | Ignition | Shipping Weight Each |
|-------|--------|----------------|------|----------|----------------------|
|-------|--------|----------------|------|----------|----------------------|

|            |       |        |     |    |         |
|------------|-------|--------|-----|----|---------|
| P250AF-E   | 64465 | 8"     | LP  | DI | 24 lbs. |
| P250AF-E   | 64466 | 8"     | NAT | DI | 24 lbs. |
| P265F BB-E | 64488 | 7 3/8" | NAT | DI | 24 lbs. |

Original design models remain available and are not discontinued

|          |       |        |     |    |         |
|----------|-------|--------|-----|----|---------|
| P250AF   | 63365 | 8"     | LP  | DI | 24 lbs. |
| P250AF   | 63366 | 8"     | NAT | DI | 24 lbs. |
| P265F BB | 63388 | 7 3/8" | NAT | DI | 24 lbs. |

## PLEASE CONTACT US FOR FURTHER INFORMATION :



Phone: 855.929.6327  
 Email: sales@waynecombustion.com  
 www.waynecombustion.com